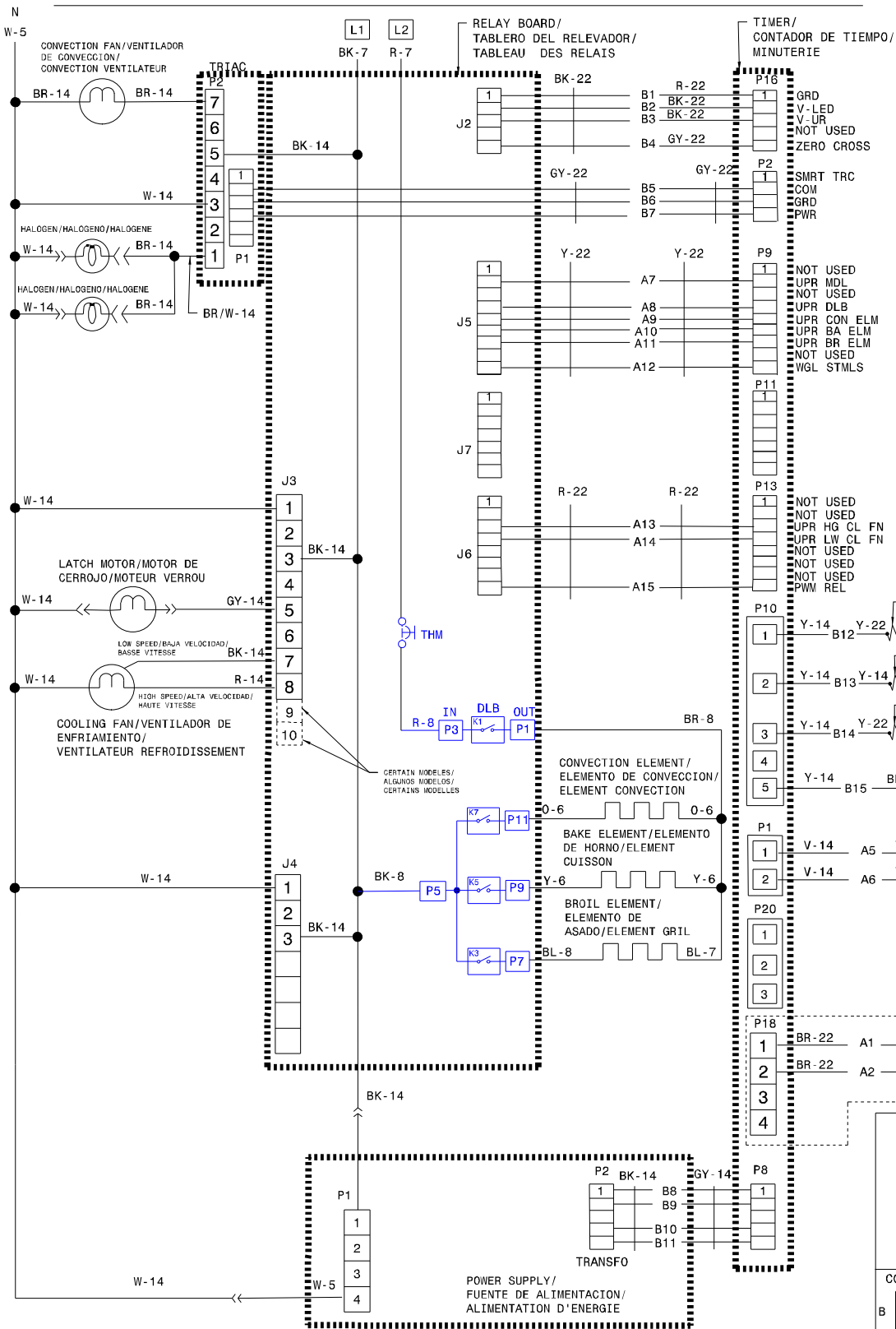


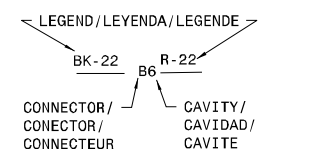
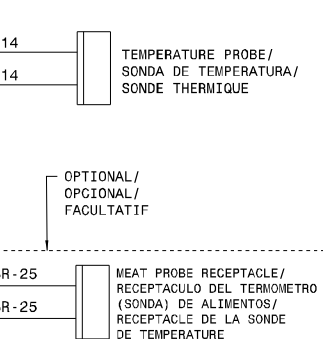
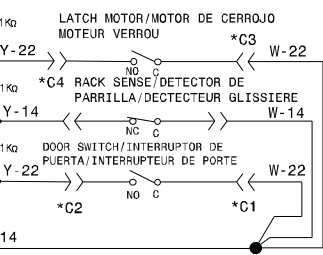
# SINGLE WALL OVEN // HORNO DE PARED SIMPLE // FOUR ENCASTRE SIMPLE



**COLOR CODE/CODIGOS DE COLOR/CODE DE COULEUR**

GY - GREY/GRIS/GRIS  
 G - GREEN/VERDE/VERT  
 W - WHITE/BLANCO/BLANC  
 R - RED/ROJO/ROUGE  
 O - ORANGE/NARANJA/ORANGE  
 Y - YELLOW/AMARILLO/JAUNE  
 BR - BROWN/CAFE/BRUN  
 BL - BLUE/AZUL/BLEU  
 BK - BLACK/NEGRO/NOIR  
 V - VIOLET/VIOLETA/VIOLET  
 T - TAN/CAFE CLARO/BEIGE

CODE	GAUGE	TEMP. °C	CSA	UL
CODIGO	MEDIDA			
CODE	CALIBRE			
1	18	125	CL1251	3173
2	16	125	CL1251	3173
3	14	125	CL1251	3173
4	12	125	CL1251	3173
5	18	150	EXL-150	3321
6	16	150	EXL-150	3321
7	14	150	EXL-150	3321
8	12	150	EXL-150	3321
9	10	150	EXL-150	3321
10	18	200	SEW-1	3122
11	16	200	SEW-1	3122
12	12	250		3252
13	16	250		3252
14	20	150	EXL-150	3321
15	8	150	EXL-150	3321
16	8	60		
17	10	60		
18	10	200	SEW-1	3122
19	20	125	CL1251	3173
20	20	200	SEW-1	3122
21	22	125	CL-1251	3173
22	22	150	EXL-150	3321
23	18	200		3573
24	20	450		5107
				5335
				5107



**CONNECTOR / CONECTOR / CONNECTEUR**

1	2	3	4	5	6	7	8	9	10
11	12	13	14	15	16	17	18	19	20

**A**

1	2	3	4	5	6	7	8	9
10	11	12	13	14	15	16	17	18

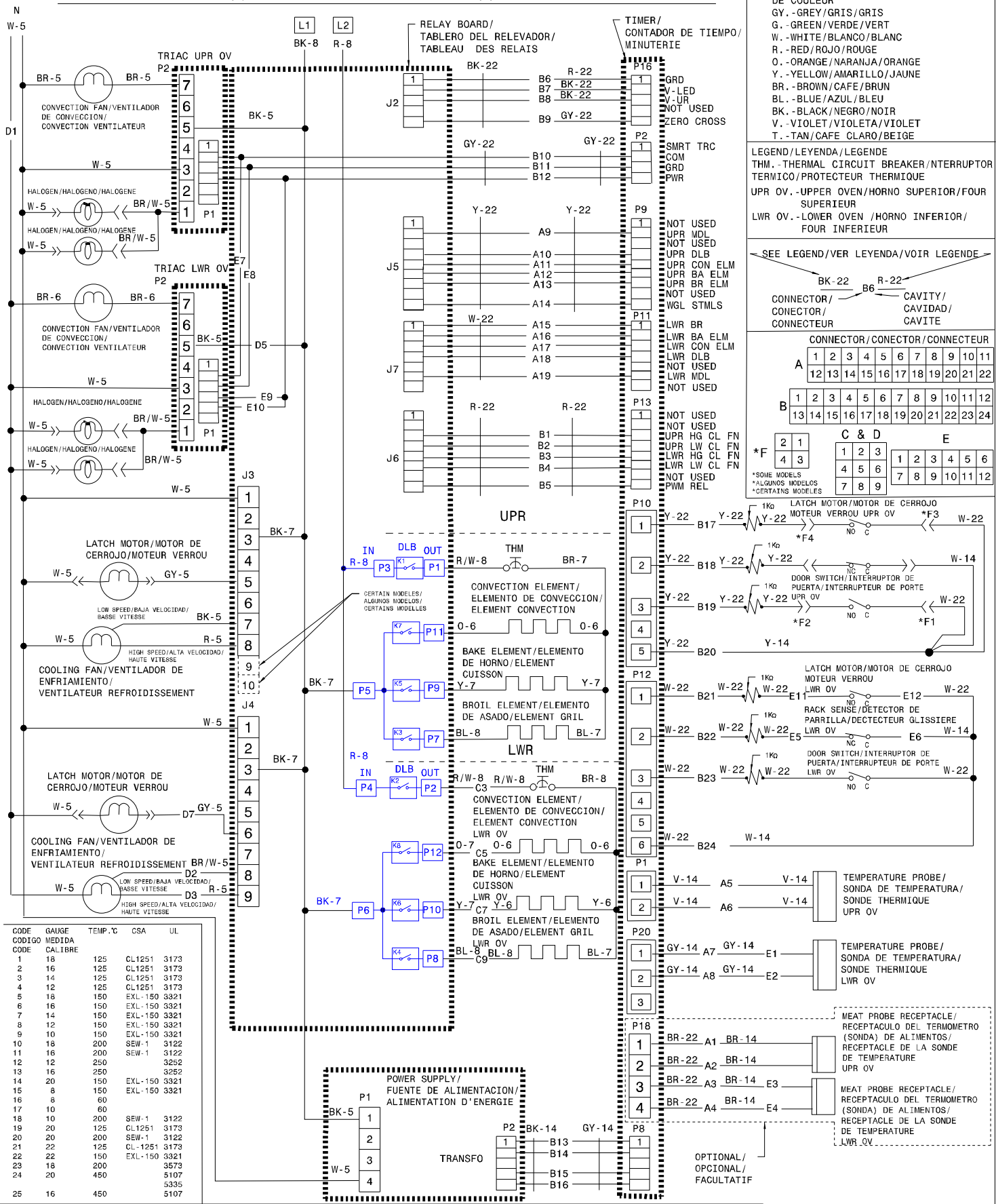
**\*C**

2	1
4	3

\*SOME MODELS  
 \*ALGUNOS MODELOS  
 \*CERTAINS MODELLES

**CAUTION: DISCONNECT POWER BEFORE SERVICING UNIT.**  
**ATENCIÓN: CORTAR LA CORRIENTE ANTES DE REALIZAR EL MANTENIMIENTO DEL ELECTRODOMESTICO.**  
**ATTENTION: COUPEZ L'ALIMENTATION AVANT D'EFFECTUER LA REPARATION.**

# DOUBLE WALL OVEN // HORNO DE PARED DOBLE // FOUR ENCASTRE DOUBLE

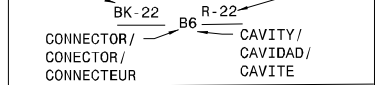


**COLOR CODE/CODIGOS DE COLOR/CODE DE COULEUR**

GY. - GREY/GRIS/GRIS  
 G. - GREEN/VERDE/VERT  
 W. - WHITE/BLANCO/BLANC  
 R. - RED/ROJO/ROUGE  
 O. - ORANGE/NARANJA/ORANGE  
 Y. - YELLOW/AMARILLO/JAUNE  
 BR. - BROWN/CAFE/BRUN  
 BL. - BLUE/AZUL/BLEU  
 BK. - BLACK/NEGRO/NOIR  
 V. - VIOLET/VIOLETA/VIOLET  
 T. - TAN/CAFE CLARO/BEIGE

**LEGEND/LEYENDA/LEGENDE**  
 THM. - THERMAL CIRCUIT BREAKER/INTERRUPTOR TERMICO/PROTECTEUR THERMIQUE  
 UPR OV. - UPPER OVEN/HORNO SUPERIOR/FOUR SUPERIEUR  
 LWR OV. - LOWER OVEN/HORNO INFERIOR/FOUR INFERIEUR

SEE LEGEND/VER LEYENDA/VOIR LEGENDE



**CONNECTOR/CONNECTOR/CONNECTEUR**

1	2	3	4	5	6	7	8	9	10	11
12	13	14	15	16	17	18	19	20	21	22

1	2	3	4	5	6	7	8	9	10	11	12
13	14	15	16	17	18	19	20	21	22	23	24

**\*F**

2	1
4	3

**C & D**

1	2	3
4	5	6

**E**

1	2	3	4	5	6
7	8	9	10	11	12

\*SOME MODELS  
 \*ALGUNOS MODELOS  
 \*CERTAINS MODELES

CODE	GAUGE	TEMP. °C	CSA	UL
CODIGO	MEDIDA			
CODE	CALIBRE			
1	18	125	CL1251	3173
2	16	125	CL1251	3173
3	14	125	CL1251	3173
4	12	125	CL1251	3173
5	18	150	EXL-150	3321
6	16	150	EXL-150	3321
7	14	150	EXL-150	3321
8	12	150	EXL-150	3321
9	10	150	EXL-150	3321
10	18	200	SEW-1	3122
11	16	200	SEW-1	3122
12	12	250		3252
13	16	250		3252
14	20	150	EXL-150	3321
15	8	150	EXL-150	3321
16	6	60		
17	10	60		
18	10	200	SEW-1	3122
19	20	125	CL1251	3173
20	20	200	SEW-1	3122
21	22	125	CL-1251	3173
22	22	150	EXL-150	3321
23	18	200		3573
24	20	450		5107
				5335
25	16	450		5107

**CAUTION: DISCONNECT POWER BEFORE SERVICING UNIT.**  
**ATENCION: CORTAR LA CORRIENTE ANTES DE REALIZAR EL MANTENIMIENTO DEL ELECTRODOMESTICO.**  
**ATTENTION: COUPEZ L'ALIMENTATION AVANT D'EFFECTUER LA REPARATION.**