

# French Door Refrigerator

E23BC68JPS professional series



### Custom Temp Drawer™

Enjoy the ultimate in versatility with 9 preset selections including White/Sparkling Wine, Fish/Shellfish, Cheese plus three customizable settings that ensure foods stay at the ideal temperature for serving and maintaining freshness.



### Custom-Design™ Organization System

With our flexible Tri-Level freezer organization system you can keep your freezer well organized. The three Smooth-Glide® baskets with removable dividers and top removable baskets allow you to configure the space to neatly fit large and small items.



### Theatre Lighting

Transition LED lighting gradually illuminates the interior with soft but ample light as you open the door.



### PureAdvantage® Filtration Systems

Our filtration system keeps clean, filtered air circulated throughout to prevent odor transfer and keeps fresh, clean water and ice at your fingertips.

## 23 CU.FT. COUNTER-DEPTH FRENCH DOOR REFRIGERATOR

### CAPACITIES

Total Capacity	22.6 Cu.Ft.
Fresh Food Volume	15.7 Cu.Ft.
Freezer Volume	6.9 Cu.Ft.
Total Shelf Area	26.45 Sq.Ft.
Fresh Food Shelf Area	18.72 Sq.Ft.
Freezer Shelf Area	7.7 Sq.Ft.

### EXTERIOR

Professional Doors and Handle Design	Yes
Door Hinge Covers	Yes

### FRESH FOOD CONVENIENCES

Custom-Set™ Electronic Controls	Yes
PureAdvantage® Water & Ice / Air Filtration	Yes
Water Filter Location	Bottom Left
Temp Alarm System / Door Ajar Alarm / Power Failure Alarm	Yes
Custom-Design™ Glass Shelves	4 Half-Width
Smooth-Glide® Humidity-Controlled Left Crisper	Yes
Smooth-Glide® Humidity-Controlled Right Crisper	Yes
Custom Temp Drawer™	Yes
Wine Rack	Yes
Clear Gallon Adjustable Door Bins	2
Clear 1/2-Gallon Adjustable Door Bins	3
Locking Clear Utility Bin	Yes
Tilt-Out Can Racks	2
Theatre Ramp-Up Multilevel Lighting – LED	Yes

### FREEZER CONVENIENCES

Automatic Ice Maker	Yes
Ice Maker On/Off	Yes
Fast Ice™	Yes
Self-Closing Drawer	Yes
Sliding Freezer Baskets	2 Full-Width Smooth-Glide® (with Dividers) 1 Half-Width
Plastic Basket Tray	1
Tilt-Out Wire Door Racks	1
Theatre Ramp-Up Multilevel Lighting – LED	Yes

### ADDITIONAL FEATURES

ENERGY STAR®	
Sabbath Mode (Star-K® Certified)	Yes

### ACCESSORIES

Collar Kit – PN# ECK23CDS*	Optional
Louvered Trim Kit – PN# 241723001*	Optional
Water Filter Replacement Cartridge – PN# EWF01	Optional
Air Filter Replacement Cartridge – PN# EAFCBF	Optional

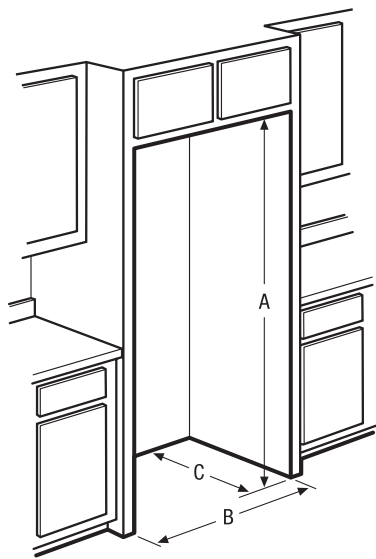
### SPECIFICATIONS

Product Dimensions –	
Height (with Hinges and 3/8" Rollers)	69-1/2"
Cabinet Width/Door Width	35-5/8"/36"
Depth (Including Handle)	29-1/2"
(with 90° Doors Open)	42-9/16"
(with Drawer Fully Extended)	44-1/2"
Power Supply Connection Location	Right Bottom Rear
Water Inlet Location	Left Bottom Rear
Voltage Rating	120V/60Hz/15 or 20A
Connected Load (kW Rating)@120 Volts†	1.02
Minimum Circuit Required (Amps)	15
Shipping Weight (Approx.)	348 Lbs.

\*For detailed Louvered Trim Kit and Collar Kit installation instructions, refer to Product Installation Guides on the web at [electroluxicon.com](http://electroluxicon.com).

†An electrical supply with grounded three-prong receptacle is required. The power supply circuit must be installed in accordance with current edition of National Electrical Code (NFPA 70) and local codes & ordinances.

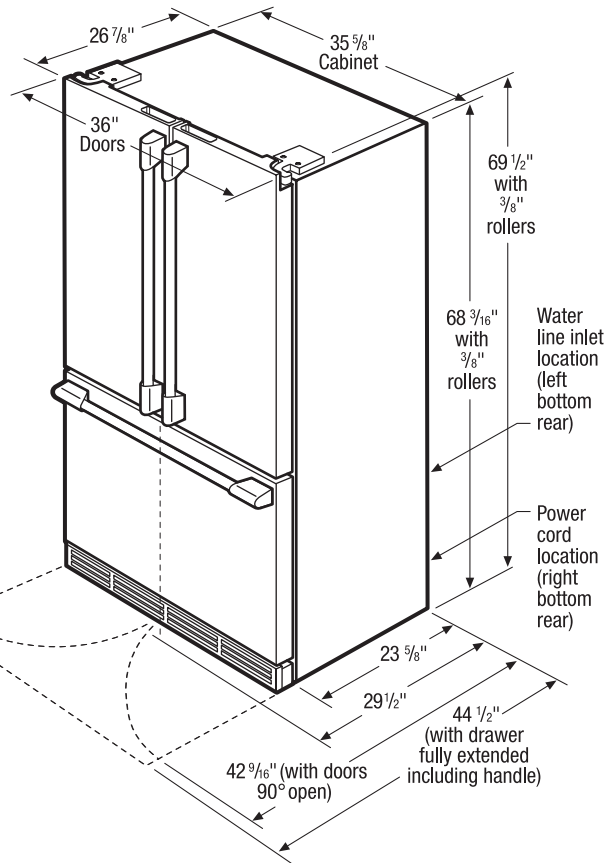
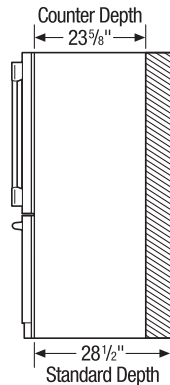
NOTE: Always consult local and national electric and plumbing codes. Refer to Product Installation Guide for detailed installation instructions on the web at [electroluxicon.com](http://electroluxicon.com). Specifications subject to change.



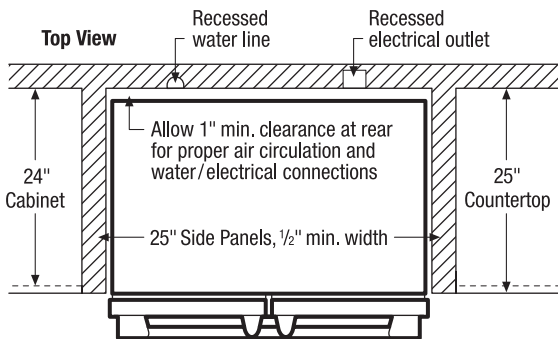
**“Built-In Look” Cutout Dimensions**

(A) 70 1/4" (B) 36" (C) 25"

**Standard Refrigerator Depth vs. Counter Depth**



**Note:** Optional Louvered Trim Kit and Collar Kit available for French Door Counter-Depth Refrigerator. For specifications, refer to Louvered Trim Kit (241723001) Installation page or Collar Kit (ECK23CDS) Installation page on web.



## Counter-Depth French Door Refrigerator Specifications

- Product Weight – 338 Lbs.
- An electrical supply with grounded three-prong receptacle is required. The power supply circuit must be installed in accordance with current edition of National Electrical Code (NFPA 70) and local codes & ordinances.
- Voltage Rating –120V/60Hz/15 or 20 Amps
- Connected Load (kW Rating) @120 Volts = 1.02kW
- Amps @120 Volts = 8.5 Amps
- Always consult local and national electric & plumbing codes.
- Floor should be level surface of hard material, capable of supporting fully loaded refrigerator.
- When installing refrigerator adjacent to wall, cabinet or other appliance that extends beyond front edge of unit, 20" minimum clearance recommended to allow for optimum 120° to 180° door swing, providing complete drawer/crisper access and removal. (*Absolute 4-1/2" minimum clearance will ONLY allow for 90° door swing which will provide drawer/crisper access with restricted removal.*)
- To ensure optimum performance, avoid installing in direct sunlight or close proximity to range, dishwasher or other heat source.
- For proper ventilation, front grille MUST remain unobstructed.
- Recess electrical outlet when possible.
- Water recess on rear wall recommended to prevent water line damage.
- Water Pressure – Cold water line must provide between 30 and 100 pounds per square inch (psi).

- Copper tubing with 1/4" O.D. recommended for water supply line with length equal to distance from rear of unit to household water supply line plus 7 additional feet. Optional Water Supply Installation Kits available.
- Adjustable front rollers to assist with door alignment.
- If optional Collar Kit (PN# ECK23CDS) is to be used, different cutout dimensions are required. (Refer to Collar Kit ECK23CDS Installation Specifications page on web.)
- If optional Louvered Trim Kit (PN# 241723001) is to be used, different cutout dimensions are required. (Refer to Louvered Trim Kit 241723001 Installation Specifications page on web.)

## “Built-In Look” Specifications

- Minimum opening of 70-1/4"H x 36"W x 25"D required to allow for ease of installation, proper air circulation, and plumbing/ electrical connections.
- Remove all wall/floor molding prior to installation.

**Note:** For planning purposes only. Refer to Product Installation Guide on the web at [electroluxicon.com](http://electroluxicon.com) for detailed instructions.

## Optional Accessories

- Collar Kit – (PN# ECK23CDS).
- Louvered Trim Kit – (PN# 241723001).
- PureAdvantage® Water Filter Replacement Cartridge – (PN# EWF01).
- PureAdvantage® Air Filter Replacement Cartridge – (PN# EAFCBF).